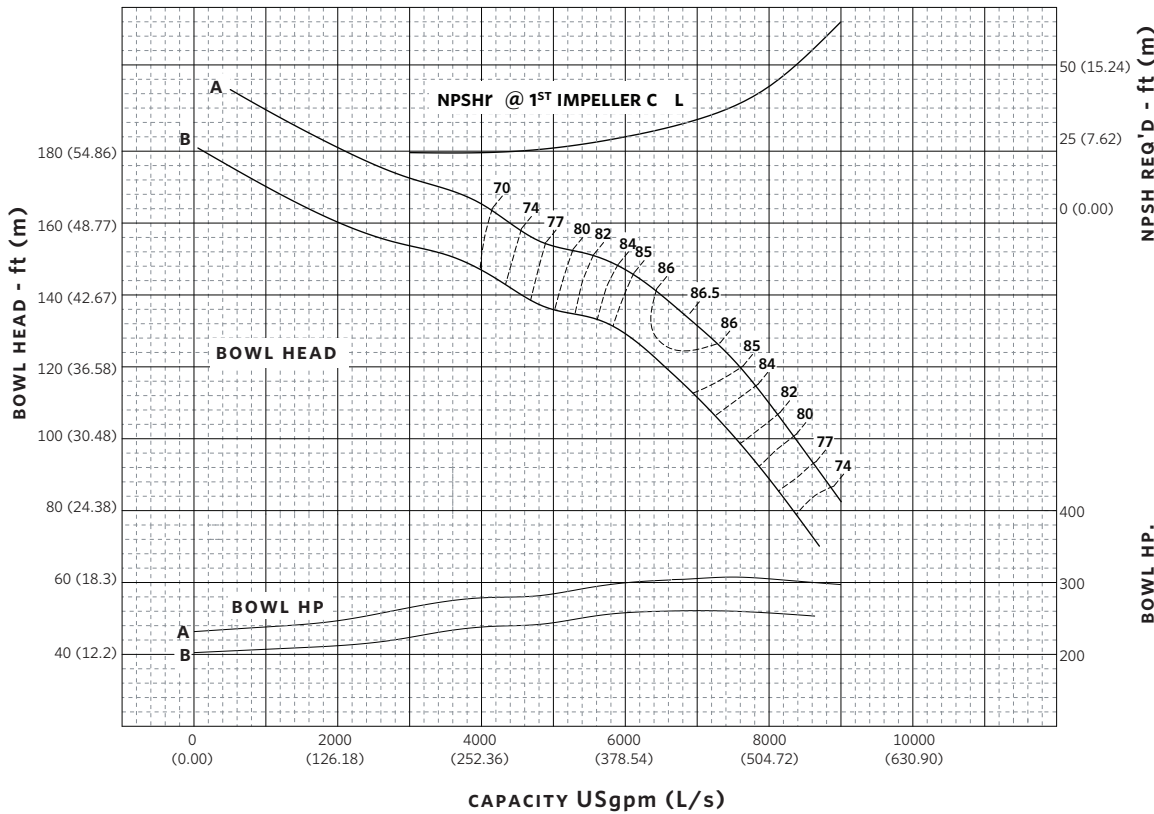


VERTICAL TURBINE FIRE PUMP 4500 GPM | 14x19H | PERFORMANCE CURVE

File No: F51.260
 Date: JULY 15, 2013
 Supersedes: F51.260
 Date: AUGUST 15, 2005

ONE STAGE PERFORMANCE CURVES



Curve
 4500 GPM Fire pump
u.L. listed
 Range - 139' to 157'
Size
 14X19H VTF
RPM
 1800
Impeller
 Enclosed type
 Bronze
Bowl
 Cast iron enamel
A: 12.600 full dia
B: 12.000 dia

TORONTO
 +1 416 755 2291

BUFFALO
 +1 716 693 8813

BIRMINGHAM
 +44 (0) 8444 145 145

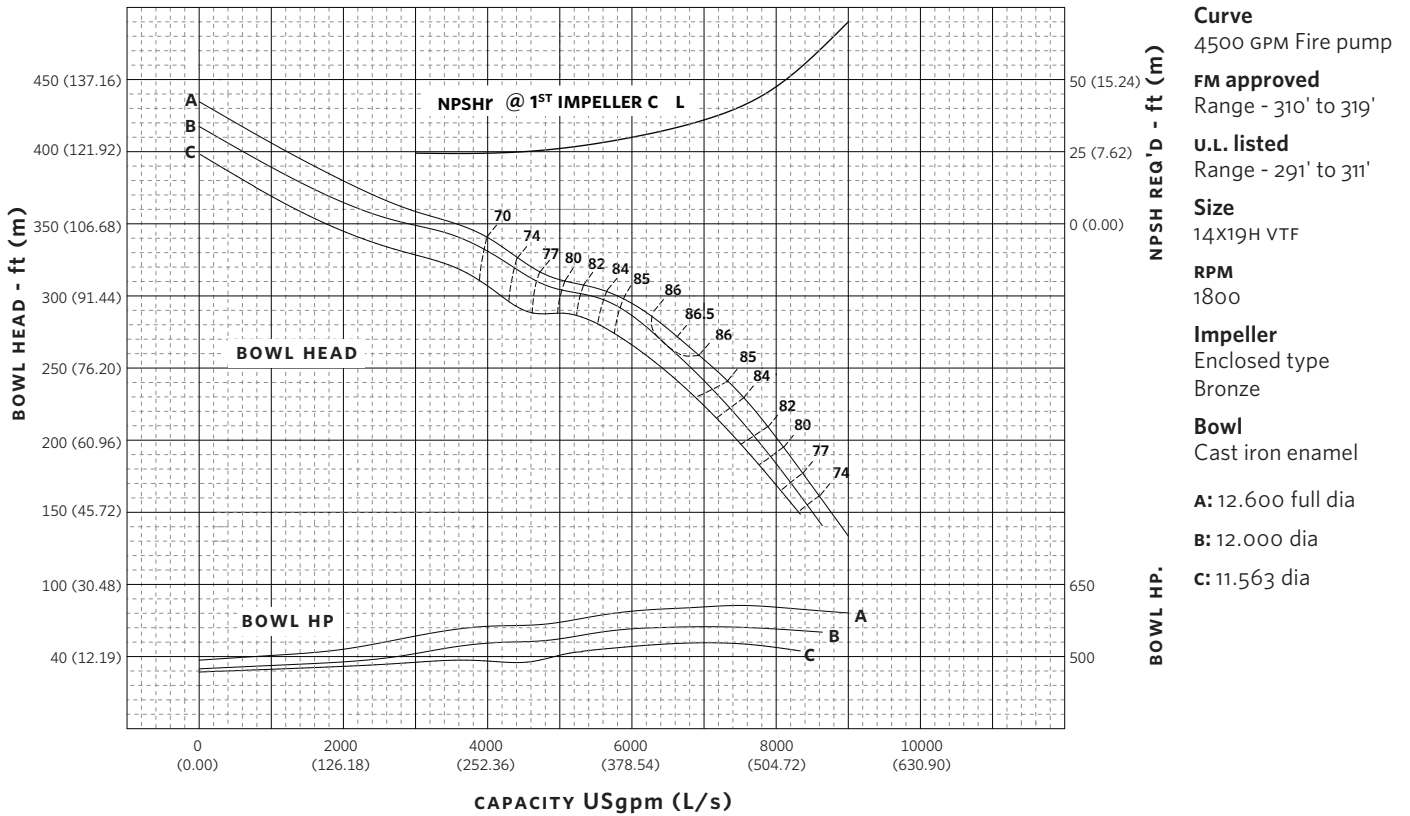
MANCHESTER
 +44 (0) 8444 145 145

BANGALORE
 +91 (0) 80 4906 3555

SHANGHAI
 +86 21 3756 6696

VERTICAL TURBINE FIRE PUMP 4500 GPM | 14x19H | PERFORMANCE CURVE

TWO STAGE PERFORMANCE CURVES



Curve
4500 GPM Fire pump

FM approved
Range - 310' to 319'

U.L. listed
Range - 291' to 311'

Size
14X19H VTF

RPM
1800

Impeller
Enclosed type
Bronze

Bowl
Cast iron enamel

A: 12.600 full dia
B: 12.000 dia
C: 11.563 dia

TORONTO
+1 416 755 2291

BUFFALO
+1 716 693 8813

BIRMINGHAM
+44 (0) 8444 145 145

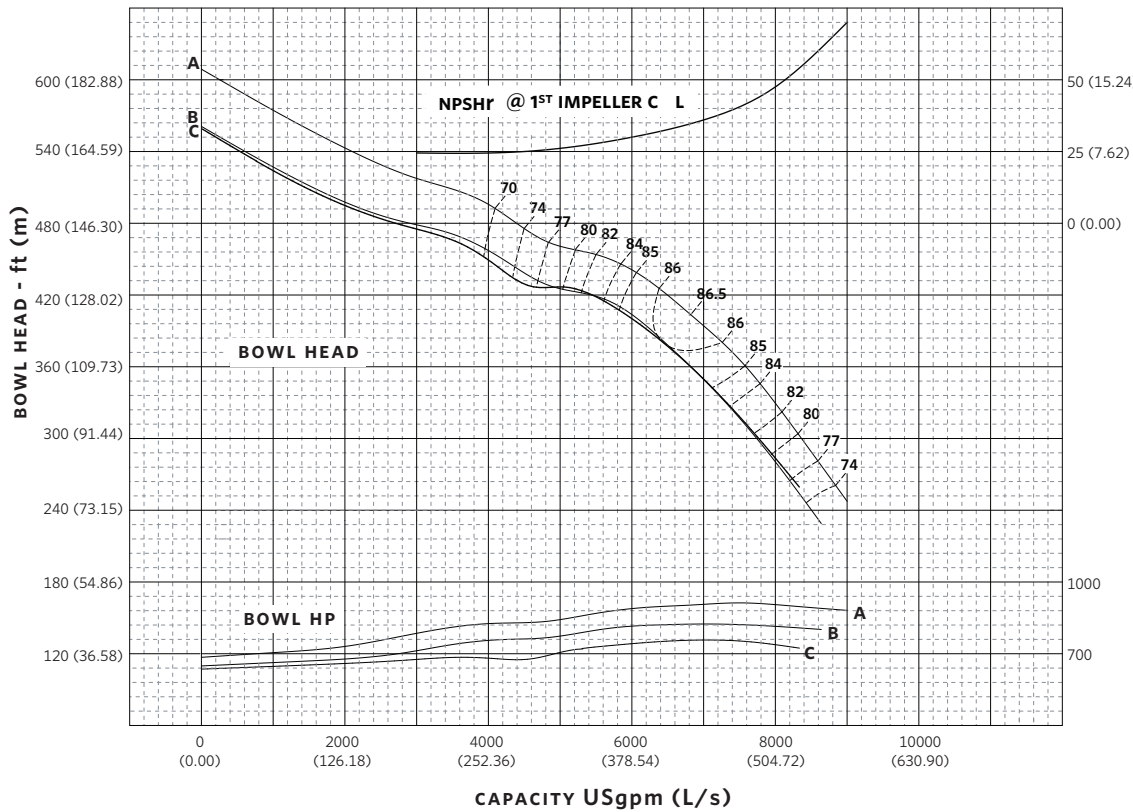
MANCHESTER
+44 (0) 8444 145 145

BANGALORE
+91 (0) 80 4906 3555

SHANGHAI
+86 21 3756 6696

VERTICAL TURBINE FIRE PUMP 4500 GPM | 14x19H | PERFORMANCE CURVE

THREE STAGE PERFORMANCE CURVES



Curve
4500 GPM Fire pump

FM approved
Range - 431' to 478'

U.L. listed
Range - 431' to 478'

Size
14X19H VTF

RPM
1800

Impeller
Enclosed type
Bronze

Bowl
Cast iron enamel

A: 12.600 full dia
B: 12.000 dia
C: 11.563 dia

TORONTO
+1 416 755 2291

BUFFALO
+1 716 693 8813

BIRMINGHAM
+44 (0) 8444 145 145

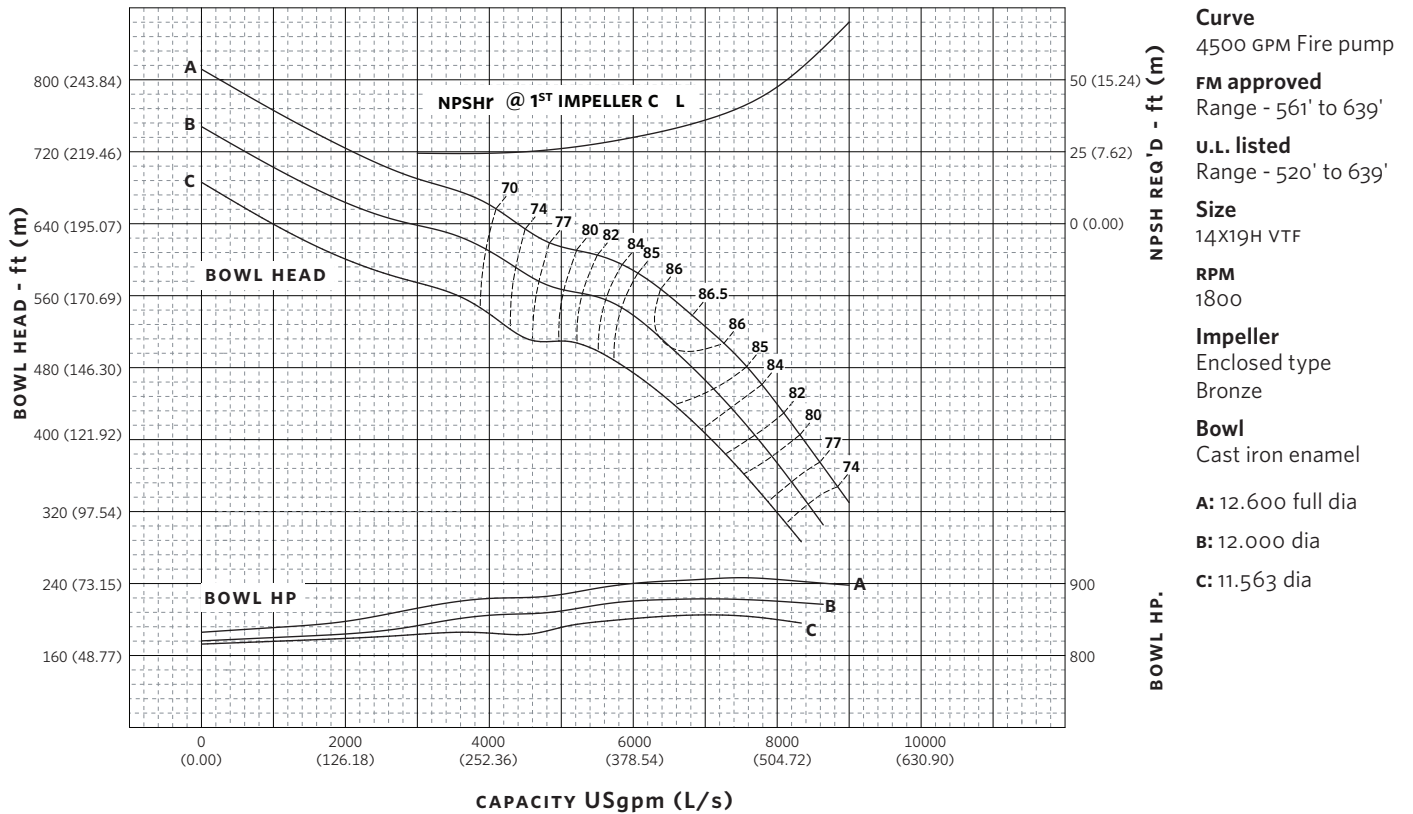
MANCHESTER
+44 (0) 8444 145 145

BANGALORE
+91 (0) 80 4906 3555

SHANGHAI
+86 21 3756 6696

VERTICAL TURBINE FIRE PUMP 4500 GPM | 14x19H | PERFORMANCE CURVE

FOUR STAGE PERFORMANCE CURVES



TORONTO
+1 416 755 2291

BUFFALO
+1 716 693 8813

BIRMINGHAM
+44 (0) 8444 145 145

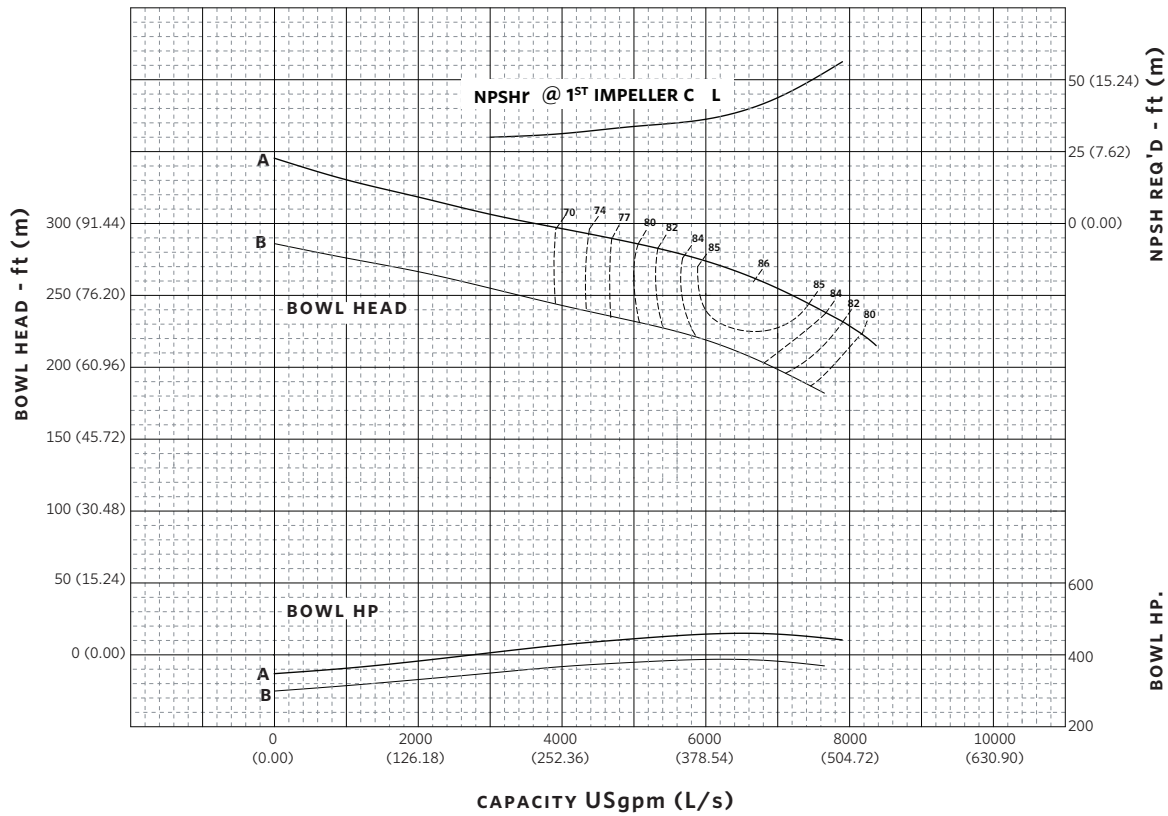
MANCHESTER
+44 (0) 8444 145 145

BANGALORE
+91 (0) 80 4906 3555

SHANGHAI
+86 21 3756 6696

VERTICAL TURBINE FIRE PUMP 4500 GPM | 14x19M | PERFORMANCE CURVE

TWO STAGE PERFORMANCE CURVES



Curve
4500 GPM Fire pump
F.M. approved
Range - 243' to 290'

Size
14X19M VTF

RPM
1800

Impeller
Enclosed type
Bronze

Bowl
Cast iron enamel

A: 12.600 full dia
B: 11.500 dia

TORONTO
+1 416 755 2291

BUFFALO
+1 716 693 8813

BIRMINGHAM
+44 (0) 8444 145 145

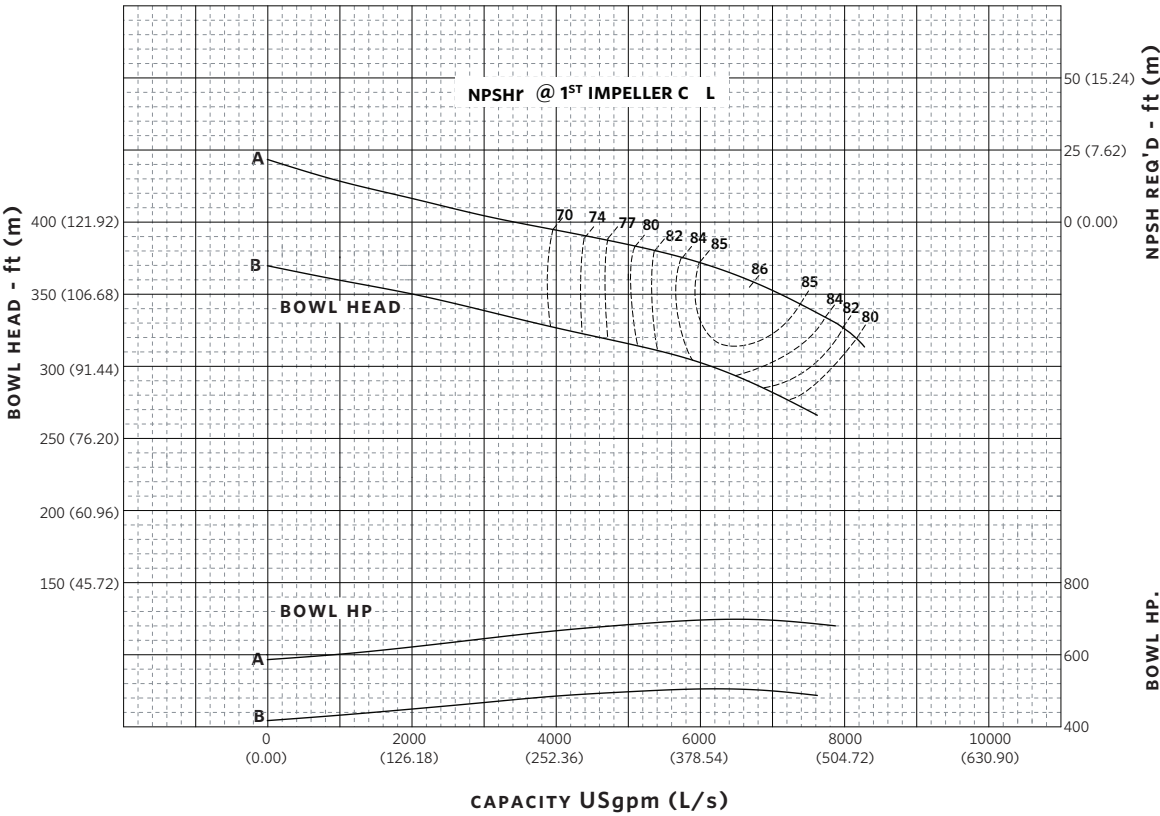
MANCHESTER
+44 (0) 8444 145 145

BANGALORE
+91 (0) 80 4906 3555

SHANGHAI
+86 21 3756 6696

VERTICAL TURBINE FIRE PUMP 4500 GPM | 14x19M | PERFORMANCE CURVE

THREE STAGE PERFORMANCE CURVES



Curve
4500 GPM Fire pump

FM approved
Range - 320' to 430'

Size
14X19M VTF

RPM
1800

Impeller
Enclosed type
Bronze

Bowl
Cast iron enamel

A: 12.600 full dia
B: 11.500 dia

TORONTO
+1 416 755 2291

BUFFALO
+1 716 693 8813

BIRMINGHAM
+44 (0) 8444 145 145

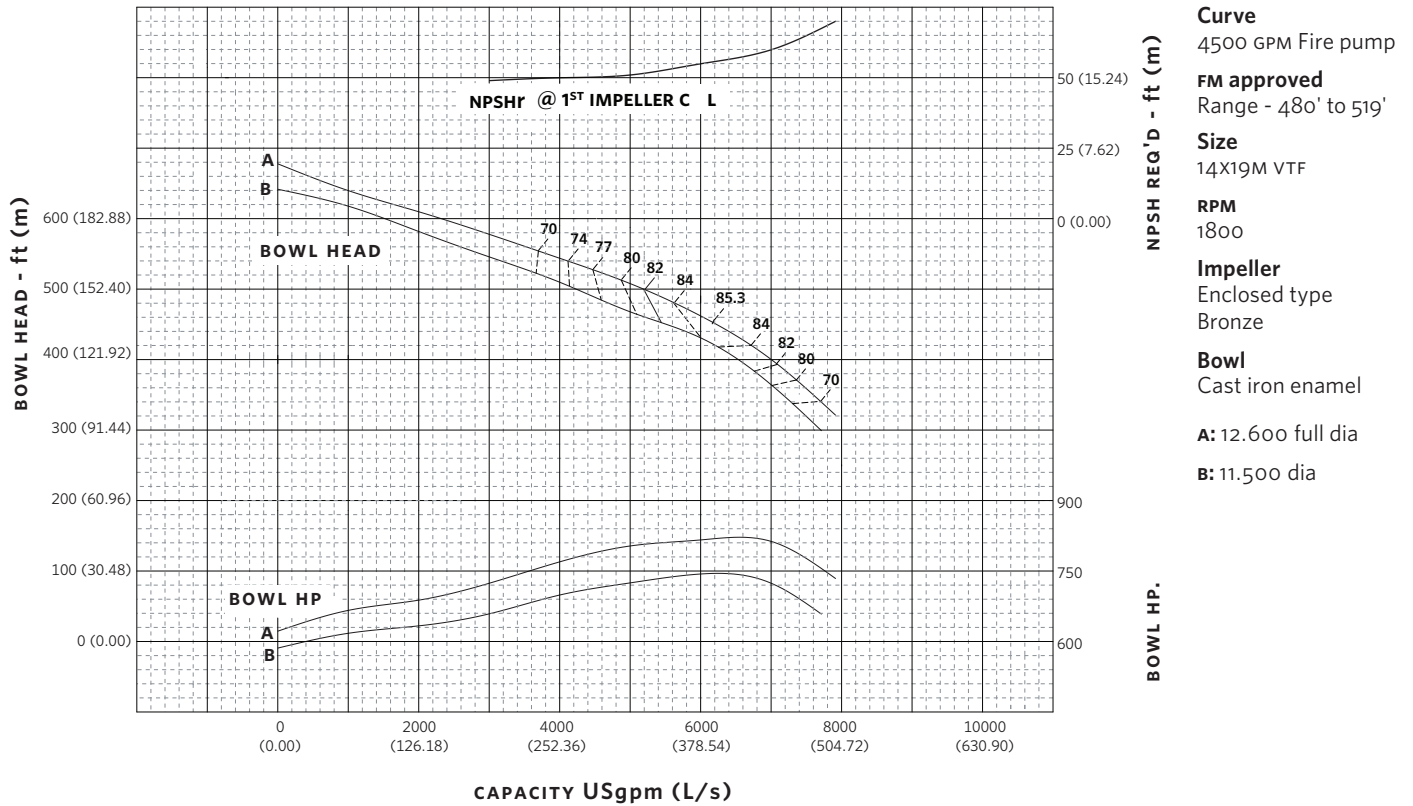
MANCHESTER
+44 (0) 8444 145 145

BANGALORE
+91 (0) 80 4906 3555

SHANGHAI
+86 21 3756 6696

VERTICAL TURBINE FIRE PUMP 4500 GPM | 14x19M | PERFORMANCE CURVE

FOUR STAGE PERFORMANCE CURVES



TORONTO

+1 416 755 2291

BUFFALO

+1 716 693 8813

BIRMINGHAM

+44 (0) 8444 145 145

MANCHESTER

+44 (0) 8444 145 145

BANGALORE

+91 (0) 80 4906 3555

SHANGHAI

+86 21 3756 6696